




Charcoal
Prime
SR .37 SRI 39




Desert
Prime
SR .42 SRI 47



Grey
Prime
SR .46 SRI 52



Polar
Prime
SR .64 SRI 77




Brilliant
Prime
SR .69 SRI 84

SHERWIN-WILLIAMS.
Coil Coatings

WeatherXL

AGI Sentinel

COLOR SELECTION TOOL



AGI SENTINEL



1.800.327.0790

* Contact your sales person for accurate pricing.

† Color variation between orders is normal and not cause for rejection.

‡ Weathering and appearance variation, including color, sheen, and spangle, is common in non-painted materials and is not a cause for rejection. For consistent appearance, choose a paint-finished product.

Colors on this chart are close representations of actual metal color, limited by printing and viewing conditions. Color matching is optimized for outdoor viewing.

Disclaimer: Product color may vary from online picture due to variations in monitor settings. We cannot guarantee that the color display on our digital brochure will match the color of the product. If you have any questions about a particular color, please contact us prior to ordering for clarification or request a chip sample.

* SPECIAL ORDER

* Copper Metallic

Prime
Fluropon® 70% PVDF
SR .41 SRI 44



* Black

Prime
SR .31 SRI 31



* Fern

Prime
SR .29 SRI 29




* Colony

Prime
SR .28 SRI 27



Galvalume®

Prime
Clear acrylic coating



Hunter

Prime
SR .35 SRI 37



Crimson

Prime
SR .31 SRI 31



Rustic

Prime
SR .36 SRI 38



Burgundy

Prime
SR .30 SRI 31



Gallery

Prime
SR .26 SRI 24



Hawaiian

Prime
SR .31 SRI 31



Light Stone

Prime
SR .56 SRI 65




Tan

Prime
SR .47 SRI 53



Brown

Prime
SR .33 SRI 34



Burnished Slate

Prime
SR .34 SRI 35



All colors meet
ENERGY STAR® requirements
for steep slope roofs.

TRIM SELECTION CHART

Standard trim length 10'3" unless otherwise noted. All angles are 90° or 45° unless otherwise noted. All hems are closed unless otherwise noted. Trims subject to change. *Specify pitch when ordering.

RAKE TRIM RA 	LONG EAVE TRIM* LEA 	INSIDE CORNER IN 	TRANSITION TRIM* TT
HEAD TRIM HE 	OUTSIDE CORNER OU 	SIDEWALL TRIM ST 	BASE TRIM BA
JAMB HEADER JH 	JAMB TRIM JA 	HIGH SIDE EAVE TRIM* HI 	COMMERCIAL VALLEY* VA
FORMED RIDGE CAP* FRC36 	TIE IN TRIM* TI 	COMMERCIAL RAT GUARD RG 	UNIVERSAL RIDGE CAP* UN
ENDWALL TRIM* EW 	SCULPTURED HANG-ON* GU 	LINER TRIM (PT04RL) 	V-STYLE HEAD TRIM (SBVHT)



CHANNELS




EAVE STRUTS



ZEES



CEES



ANGLES