



**Charcoal**  
Prime  
SR .37 SRI 39




**Desert**  
Prime  
SR .42 SRI 47



**Grey**  
Prime  
SR .46 SRI 52



**Polar**  
Prime  
SR .64 SRI 77




**Brilliant**  
Prime  
SR .69 SRI 84

**SHERWIN-WILLIAMS**  
Coil Coatings

**WeatherXL**

# AGI Sentinel

COLOR SELECTION TOOL



**AGI SENTINEL**

1.800.327.0790

\* Contact your sales person for accurate pricing.

† Color variation between orders is normal and not cause for rejection.

‡ Weathering and appearance variation, including color, sheen, and spangle, is common in non-painted materials and is not a cause for rejection. For consistent appearance, choose a paint-finished product.


Colors on this chart are close representations of actual metal color, limited by printing and viewing conditions. Color matching is optimized for outdoor viewing.

**Disclaimer:** Product color may vary from online picture due to variations in monitor settings. We cannot guarantee that the color display on our digital brochure will match the color of the product. If you have any questions about a particular color, please contact us prior to ordering for clarification or request a chip sample.

## \* SPECIAL ORDER

**\* Copper Metallic**  
Prime

Fluropon® 70% PVDF  
SR .41 SRI 44



**\* Black**  
Prime

SR .31 SRI 31



**\* Fern**  
Prime

SR .29 SRI 29



**\* Colony**  
Prime


SR .28 SRI 27



**Galvalume®**

Prime

Clear acrylic coating



**Hunter**

Prime

SR .35 SRI 37



**Crimson**

Prime

SR .31 SRI 31



**Rustic**

Prime

SR .36 SRI 38



**Burgundy**

Prime

SR .30 SRI 31



**Gallery**

Prime

SR .26 SRI 24



**Hawaiian**

Prime

SR .31 SRI 31



All colors meet ENERGY STAR® requirements for steep slope roofs.



**Light Stone**

Prime

SR .56 SRI 65



**Tan**

Prime

SR .47 SRI 53



**Brown**

Prime

SR .33 SRI 34



**Burnished Slate**

Prime

SR .34 SRI 35



# TRIM SELECTION CHART



Standard trim length 10'3" unless otherwise noted. All angles are 90° or 45° unless otherwise noted. All hems are closed unless otherwise noted. Trims subject to change. \*Specify pitch when ordering.

<p><b>RAKE TRIM</b> RA</p>	<p><b>LONG EAVE TRIM*</b> LEA</p>	<p><b>INSIDE CORNER</b> IN</p>	<p><b>TRANSITION TRIM*</b></p>
<p><b>HEAD TRIM</b> HE</p>	<p><b>OUTSIDE CORNER</b> OU</p>	<p><b>SIDEWALL TRIM</b> ST</p>	<p><b>BASE TRIM</b> BA</p>
<p><b>JAMB HEADER</b> JH</p>	<p><b>JAMB TRIM</b> JA</p>	<p><b>HIGH SIDE EAVE TRIM*</b> HI</p>	<p><b>COMMERCIAL VALLEY*</b></p>
<p><b>FORMED RIDGE CAP*</b> FRC36</p>	<p><b>TIE IN TRIM*</b> TI</p>	<p><b>COMMERCIAL RAT GUARD</b> RG</p>	<p><b>UNIVERSAL RIDGE CAP*</b> UN</p>
<p><b>ENDWALL TRIM*</b> EW</p>	<p><b>SCULPTURED HANG-ON*</b> GU</p>	<p><b>LINER TRIM</b> (PT04RL)</p>	<p><b>V-STYLE HEAD TRIM</b> (SBVHT)</p>



**CHANNELS**



**EAVE STRUTS**



**ZEES**



**CEES**



**ANGLES**